



ROAD SWEEPERS

## STREAMLINE GENERATION

- ⊕ High suction performance
- ⊕ Optimised aerodynamics
- ⊕ More water
- ⊕ Air circulation system

## VARIO CLASS VIAJET 6



**RELIABLE**  
**PROGRESSIVE**

 **FAUN**  
KIRCHHOFF GROUP

# VIAJET 6

## Your made-to-measure solution

With its wide range of equipment and options, the VIAJET 6 can be individually configured to virtually any application.

system as standard, which guarantees the lowest emission values in the expelled air.

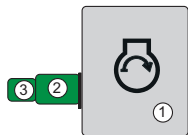
The VIAJET 6 comes with FAUN's patented air circulation

### FAUN drive concepts

#### Classic auxiliary engine

A separate auxiliary engine drives the blower and sweeper units of the VIAJET 6 independently of the chassis engine. Power is transferred exclusively via hydraulics, without the use of mechanical components, which are liable to wear. Depending on exhaust gas treatment requirements, a range of auxiliary engines are available:

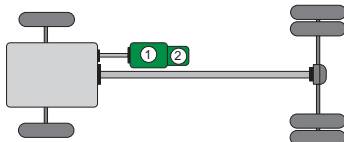
- EU97/68/EC Stage 4 / Tier 4f
- Euromot 3b
- Euromot 3a (not for Europe)



1 Auxiliary engine  
2 Turbine pump  
3 Working hydraulics

#### Hydraulic drive of the sweeping assembly

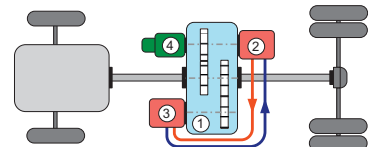
The blower and sweeper units of the sweeping machine are driven by a hydraulic double pump, which is connected to the clutch-independent PTO of the chassis. The driver can freely regulate the engine speed with the accelerator pedal between 900 - 2,000 RPM to adjust the sweeping speed as necessary. The turbine power is adjusted to the available horsepower in line with demand, reducing fuel consumption. The omission of an additional auxiliary engine reduces maintenance costs and creates space for more water.



1 Turbine pump  
2 Working hydraulics

#### HS 1010 fully hydrostatic drive

The HS 1010 hydrostatic drive acts as an interaxle gear box between the transmission output and the rear axle differential. In sweeping mode, the mechanical drive train is interrupted and the power is transferred from the transmission output to a hydraulic pump, which drives a hydraulic motor for the rear axle. The fully hydrostatic drive also powers the entire sweeping assembly via a second hydraulic pump combination.



1 Gear box  
2 Drive pump  
3 Drive motor  
4 Auxiliary pumps




#### Streamlined suction fan

The sloping configuration of the suction fan optimises the volume flow and reduces debris build-up. This improves suction capacity, making the vehicle ideal for use on heavy sweeper material and in rear suction applications.



#### Considerable space for water

The lightweight, glass-fibre-reinforced plastic tanks of the VIAJET 6 are entirely non-corrosive and prevent the build-up of limescale. The arrangement of the tanks lowers the centre of gravity and ensures optimum weight distribution; it also improves stability during tipping and serves as soundproofing.



#### Separate diesel tank

The 130 l auxiliary tank for auxiliary engines is an optional extra to supplement the equipment for smaller vehicle tanks. It is fitted as standard to demountable sweepers.


## 1 The FAUN air circulation system




The FAUN air circulation system continuously transports the extracted air from the debris container to the blowing nozzle behind the suction nozzle. When loaded with new debris, the already moistened and heated air is once again sucked into the suction nozzle and thereby circulated. The quantity of recirculating air can be variably adjusted between 30 and 70 % depending on the application.

Only the relatively small proportion of air which is not recirculated flows out smoothly under the machine. Fine dust emissions from the FAUN road sweeper with the air circulation system are therefore approximately 50 % lower

than for pure suction road sweepers. In addition, the VIAJET 6 does not blow dust around, because clean exhaust air is expelled behind the sweeper units on the portion of the road which is already clean.

Adding water to the blast air also enables the road to be cleaned in the working area of the suction nozzle. In winter, it can be used in temperatures reaching down to -5 °C by adding water to the suction nozzle, as the air introduced into the circuit is heated by around 15 °C and therefore prevents the water in the suction nozzle and the container from freezing.



-  Dirty air drawn in
-  Circulating blast air
-  Clean exhaust air



### The V-shaped suction nozzle

The large V-shaped shaft is equipped with an extra-wide, wear-resistant foliage flap. Thanks to optimised aerodynamics, the vehicle can accommodate large quantities of heavy sweeper debris or milled material. The wide wheels even cope with rail tracks safely.



### The roller brush

The pendulum-suspended, pulled roller brush optimally adjusts to cope with uneven road surfaces. Thanks to its broad working angle, it gathers even large volumes of heaving sweeper material quickly and directs it straight into the suction shaft.



### The powerful broom

The exceptionally powerful pushed disc broom can be swivelled out in several stages; the inclination is pneumatically adjustable. Thanks to its position in front of the roller brush, no debris is left behind.



### The large debris container

The laterally raised bottom sheet made of V2A, in combination with the large tipping angle, ensures efficient emptying and easy cleaning, even when picking up milled material. The exceptionally high debris capacity delays oversuction, even when fully loaded. The water tank is separate from the container, increasing stability during tipping.



### The efficiently arranged control centre

As with all VIAJETS, all of the switching elements and valves of the VIAJET 6 for compressed air and hydraulic and electrical systems are readily accessible in a central position. When troubleshooting, service technicians can therefore get to the bottom of problems quickly. The dust and water-protected units simplify regular maintenance.



### At your fingertips, not only in sight

The control centre for the driver is clearly laid out – and thanks to the tactile switches and controls, it can even be operated without looking. The driver can concentrate entirely on the road sweeping action and the traffic.



### WATER TANK VOLUMES

VIAJET 6 drive concepts	Water as standard	Optional upgrade without change of wheelbase	Optional upgrade* with change of wheelbase
John Deere auxiliary engine	1,900 l	Cannot be upgraded	Additional 600 l Additional 1,200 l Additional 1,700 l Additional 2,000 l
VW auxiliary engine	1,900 l	up to 2,200 l	
Hydraulic drive	1,900 l	up to 2,700 l	
Hydrostatic drive	1,900 l	up to 2,700 l	

\* irrespective of drive concept



### DRIVE CONCEPTS

Drive versions	Body category					
	4 m <sup>3</sup>	5 m <sup>3</sup>	6 m <sup>3</sup>	7 m <sup>3</sup>	8 m <sup>3</sup>	12 m <sup>3</sup>
Auxiliary engine	x		x	x		
Hydraulic drive		x	x	x	x	
Hydrostatic drive		x	x	x	x	x



### POWER CLASS

POWER CLASS	Road sweeper type	
	VIAJET 4	VIAJET 5
CITY CLASS	VIAJET 4	VIAJET 5
VARIO CLASS	VIAJET 6	VIAJET 7
POWER CLASS	VIAJET 8	VIAJET 12

# FAUN special applications



*AQUATHERM – Surface cleaning*



*FILTERAIR*



*FLATJET – SC180A*



*Ambient lighting*



*FLATJET behind roller brush*




*Spray jet package*



*Third brush*



*HS 2000 hydrostatic drive*



*Demountable sweepers*



FAUN Umwelttechnik GmbH & Co. KG  
Feldhorst 4  
27711 Osterholz-Scharmbeck  
GERMANY  
Tel. +49 47 95 9 55-0  
Fax +49 47 95 9 55-200  
info@FAUN.com

[www.FAUN.com](http://www.FAUN.com)